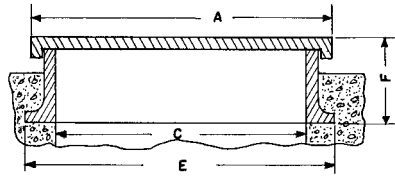


R-1872 Series
**Tank Type Manhole Frame,
 Solid Lid**

Heavy Duty

Designed for reservoir or tank manholes.
 Lid caps frame, making manhole water repellant.
 Top of frame should extend several inches above
 slab to prevent surface water from entering pit.



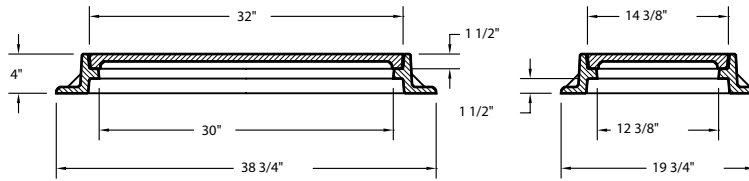
Lid can be secured to frame with four stainless steel
 bolts when specified.

Dimensions in inches				
Catalog No.	A	C	E	F
R-1872-BB	21 x 21	18 1/2 x 18 1/2	24 x 24	4
R-1872-CB	24 x 24	21 1/2 x 21 1/2	28 1/2 x 28 1/2	5
R-1872-DB	26 3/8 x 26 3/8	24 x 24	30 x 30	5
R-1872-EB	33 x 33	30 x 30	36 x 36	5
R-1872-FB	39 x 39	36 x 36	42 x 42	6

R-1876
Rectangular Frame, Solid Lid

NEW

Heavy Duty



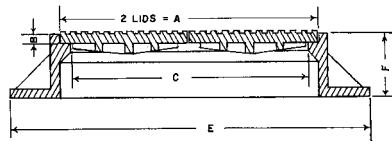
Furnished with four 1" anchor holes at corners.

Reversible frame.

R-1877 Series
Rectangular Frame, Double Lid

Heavy Duty

Large rectangular frame with double lid allows
 easy access to valves, water meters,
 transformers or conduit lines in street manholes.



Illustrating R-1877-EM

Dimensions in inches						
Catalog No.	A	B	C	E	F	Grate Alt.
R-1877-E1 *	25 5/8 x 49 5/8	1 1/2	24 x 48	34 x 58	4	
R-1877-EM	23 x 58	1	21 x 56	35 x 70	8 1/2	R-3415
R-1877-ESM	23 x 58	1	21 x 56	35 x 70	4	

* Furnished with as-cast bearing surfaces.